

Weekends

by

TIMBERWOOD®

2nd Edition
Spring 2021

Explore an
Outdoor
Collection



Waterproof Ticking



Reticulated Foam



Weatherproof Material

Stainless Steel Staples



Interlaced Polypropylene Webbing



Marine Grade Plywood



Reticulated Fiber/Foam

W616 Emma

Interlaced polypropylene webbing provides the support in the seat. Sheet and strap webbing serves as support in the arms and backs.



*Sectional pieces available, see p15

Just need a Slipcover?
Just add-S
Ex: W616-SFS(Fabric #)

The frames are CNC cut from a marine grade 18mm Baltic Birch plywood. This plywood is engineered for the outdoors! They are assembled using exterior grade adhesives and stainless-steel fasteners.

SLIPCOVERED

W616-CH	Chair	27x35x33H
W616-SF	Sofa	77x37x33H
W616-SG	Swivel Glider	27x35x33H
W616-SW	Swivel Chair	27x35x33H
W616-LLS/RLS	Left/Right Arm Facing Loveseat	51x37x33H
W616-LCZ/RCZ	Left/Right Arm Facing Chaise	27x60x33H
W616-LRSF/RRSF	Left/Right Arm Return Sofa	84x37x33H
W616-LSF/RSF	Left/Right Arm Facing Sofa	75x37x33H
W616-ASF	Armless Sofa	72x37x33H
W616-ALS	Armless Loveseat	48x37x33H

Custom fit weather covers are available to help protect your furniture!
Just add-WC
Ex: W616-SFWC



*W616-CH shown in 805-04



*W616-LCZ+RSF shown in 800-61

You'll never want to leave the outdoors when you can relax in this cozy upholstery collection. The subtle shaping is inviting, and the relaxed frame make this the perfect choice for your every day outdoor living.

W617 Lindy

***also offered without flange W607**

Custom fit weather covers are available to help protect your furniture!
Just add-WC
Ex: W617-SFWC

*Sectional pieces available, see p15



NO FLANGE DETAILING

W607-CH	Chair	32x37x39H
W607-SF	Sofa	86x39x39H
W607-SG	Swivel Glider	32x37x39H
W607-SW	Swivel Chair	32x37x39H
W607-LLS/RLS	Left/Right Arm Facing Loveseat	60x39x39H
W607-LCZ/RCZ	Left/Right Arm Facing Chaise	32x66x39H
W607-LRSF/RRSF	Left/Right Arm Return Sofa	98x39x39H
W607-LSF/RSF	Left/Right Arm Facing Sofa	88x39x39H
W607-ASF	Armless Sofa	84x39x39H
W607-ALS	Armless Loveseat	56x39x39H

FLANGE DETAILING

W617-CH	Chair	32x37x39H
W617-SF	Sofa	86x39x39H
W617-SG	Swivel Glider	32x37x39H
W617-SW	Swivel Chair	32x37x39H
W617-LLS/RLS	Left/Right Arm Facing Loveseat	60x39x39H
W617-LCZ/RCZ	Left/Right Arm Facing Chaise	32x66x39H
W617-LRSF/RRSF	Left/Right Arm Return Sofa	98x39x39H
W617-LSF/RSF	Left/Right Arm Facing Sofa	88x39x39H
W617-ASF	Armless Sofa	84x39x39H
W617-ALS	Armless Loveseat	56x39x39H



*W617-LRSF+RSF shown in 802-03

Just need a Slipcover?
Just add-S
Ex: W617-SFS(Fabric #)



*W617-CH shown in 806-08

W649 Liz

Outdoor casters are zinc plated to help prevent corrosion.

Just need a Slipcover?
Just add-S
Ex: W649-CAS(Fabric #)

Seat cushions are made of High Resiliency polyurethane foam with a fiber wrap in a 3-layer SMS (spun bond/melt blown/spun bond) waterproof tick designed for medical use. The tick contains 6% UV additive. Seams are sonic welded by radio frequency to eliminate needle holes.

*W649-CA shown in 804-09

*W649-CA shown in 801-13

W649-CA Flange Chair with Casters 18x23x40H

Custom fit weather covers are available to help protect your furniture!
Just add-WC
Ex: W649-CAWC

W618 Riley



W618-SW Slipcovered Swivel Chair 29x29x31H

W650 Parker



W650-OTL Large Pouf Ottoman 27x27x19H

W631 Reese

***NEW**



*Sectional pieces available, see p15

SLIPCOVERED

W631-CH	Chair	36x39x38H
W631-LS	Loveseat	68x41x38H
W631-SF	Sofa	96x41x38H
W631-SW	Swivel Chair	36x39x38H
W631-LLS/RLS	Left/Right Arm Facing Loveseat	63x41x38H
W631-LCZ/RCZ	Left/Right Arm Facing Chaise	35x65x38H
W631-LRSF/RRSF	Left/Right Arm Return Sofa	103x41x38H
W631-LSF/RSF	Left/Right Arm Facing Sofa	91x41x38H
W631-ASF	Armless Sofa	84x41x38H
W631-ALS	Armless Loveseat	56x41x38H

Perfect Outdoor Throw Pillows

*Custom fit weather covers are available to help protect your furniture!
Just add-WC
Ex: W617-SFWC*



Don't Forget
the details!

W620-20: 20 x 20"
W620-22: 22 x 22"
W620-26: 26 x 26"

~Upgrade to flange detail
throw pillows!~

Just add-FL
Ex: W620-26FL
26 x 26 Pillow with Flange



Custom fit weather covers are available to help protect your furniture!

Just need a Slipcover?

Just add-S

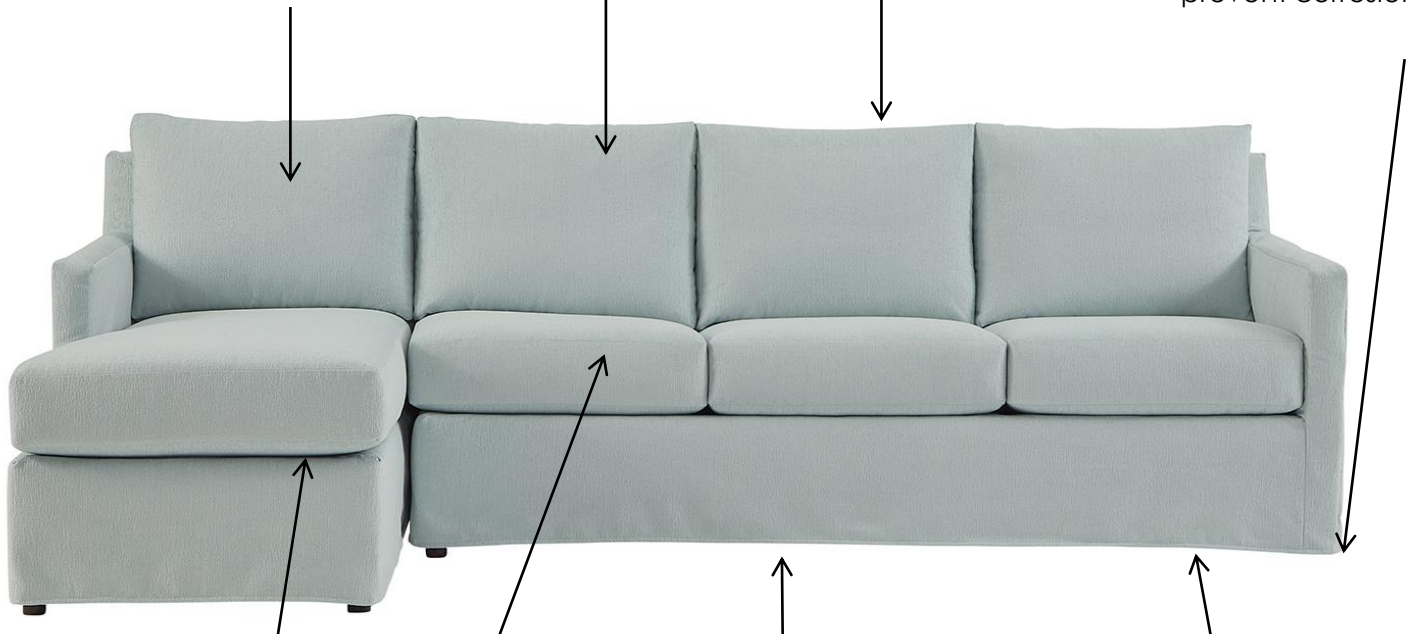
Ex: W616-SFS(Fabric #)

Seat deck, arm and back poly are made from Reticulated foam. An open cell foam designed to allow moisture to escape and air flow to maximize drying! Reticulated foam has anti-microbial additives to help prevent mold and mildew.

Backs and throws are made of polyester fiber in the SMS waterproof ticking.

The frames are CNC cut from a marine grade 18mm Baltic Birch plywood. This plywood is engineered for the outdoors! They are assembled using exterior grade adhesives and stainless-steel fasteners.

Outdoor swivels are powder coated or epoxy coated for durability. All bearings are stainless steel. Mechanisms are salt tested for 500 hours! Outdoor casters are zinc plated to help prevent corrosion.



Interlaced polypropylene webbing provides the support in the seat. Sheet and strap webbing serves as support in the arms and backs.

Seat cushions are made of High Resiliency polyurethane foam with a fiber wrap in a 3 layer SMS (spun bond/melt blown/spun bond) waterproof tick designed for medical use. The tick contains 6% UV additive. Seams are sonic welded by radio frequency to eliminate needle holes.

Base covers are made from an outdoor performance mesh fabric. This allows the piece to breathe! It allows moisture to escape and aids in drying. Slipcovers and upholstered pieces are wrapped in outdoor performance fabrics. Outdoor performance fabrics are UV and fade resistant plus bleach cleanable. This assures you to have the best in the business!

Exposed wood feet are made of Iroko. A wood that is naturally resistant to rot and decay. Iroko has a nice brown/gold color. We finish it off with Teak oil! Some styles incorporate a plastic foot where visibility is limited!

The background of the slide features a collection of fabric swatches. A large teal-colored fabric swatch is at the top left. Below it, a stack of white fabric swatches with a repeating geometric pattern is visible. To the right, a light beige fabric swatch is partially shown. The entire scene is set against a dark wooden surface.

Weatherproof Fabric Selections

800-03 Gowan White



Inside Out

G3

800-61 Gowan Mystic



Inside Out

G3

800-65 Gowan Batik



Inside Out

G3

801-06 Cast Silver



Sunbrella

G2

801-13 Cast Ash



Sunbrella

G2


802-03 Rumba Natural



Revolution

G1

802-05 Rumba Smoke



Revolution

G1


803-03 Nude Beach White




Revolution

G1

804-09 Gracias Berber



804-91 Gracias Denim




805-04 Enrich Cloud




806-08 Trusted Fog



807-91 Gateway Mist



808-69 Beckon Indigo



809-68 Canvas Sapphire Blue





Be Inspired





Important Warranty and Construction Information

TERMS:

Standard terms are net 30 days, F.O.B. Factory, Claremont, North Carolina unless different terms are extended by sales management. Prices are subject to change without notice.

CONDITIONS OF SALE:

No merchandise will be sold on consignment or a conditional sale basis. All shipments are F.O.B. our Claremont, North Carolina facility. Claims for shortages must be made within 10 days of receipt of goods. Manufacturer is not responsible for delays or failure to ship due to fire, natural disaster or other causes beyond our control. We reserve the right to discontinue products and fabrics without notice.

CANCELLATIONS:

Cancellations will not be accepted after the order has been entered into production. Order Acknowledgements should be carefully reviewed to ensure compliance with your original order.

SHIPPING:

Shipments are only made to a place of business that will provide assistance in unloading and accept full responsibility for merchandise. Home delivery or drop shipment orders are not accepted. All anticipated shipping dates are approximate and subject to conditions beyond the factory's control.

WARRANTY

LIMITED WARRANTY: This limited warranty covers all defects in workmanship or materials of Timberwood's Outdoor Living Collection for the original owner.

FRAMES: 5-years

SPRINGS: 2-years

CUSHIONS: 2-years

MECHANISMS (sleeper and swivel gliders): 3-year warranty

FABRICS: Any fabric warranty is limited to such warranty provided by the respective fabric mill. All warranty coverage begins with the date of the consumer's original retail receipt.

Proper maintenance of your product is required to support the benefits of this warranty. This includes but is not limited to, the owner's annual inspection of the frames and touch-up of any minor damage to the product. This warranty is voided in the event that there are indications of abuse or neglect to the furniture.

For service under this warranty, contact the Timberwood Retailer from whom you purchased the product. If the Timberwood Retailer you purchased your product from is no longer in business, you should contact Timberwood directly at 828-459-2151. When submitting a claim to your Timberwood Retailer, you will be required to submit the proof of purchase receipt, including the date, and photographs of the damaged product.

Timberwood will review your warranty claim and determine the most appropriate corrective action. A Timberwood Representative may visit to inspect the product as part of the review process. Timberwood will repair or replace any part of the product or the entire product at Timberwood's sole discretion if it is determined that the product is defective in material or workmanship. Provided you submit your warranty claim in accordance with the terms of this warranty, repair or replacement of product (other than freight as described below) will be at no charge to you. In the event that you do not submit your claim in accordance with this warranty, including submitting the claim through the Timberwood Retailer from whom you purchased the product, you will be charged a 10% service charge based on the purchase price of the covered product.

If Timberwood determines in its sole discretion that the product needs to be returned to Timberwood for repair or replacement of a product part, then you shall return such product to the Timberwood Retailer from which you purchased the product and you shall bear all the cost of such freight. Timberwood will bear the cost of all other freight charges.

This warranty applies only to residential use of Timberwood products. This warranty gives you specific legal rights. You may also have other rights which vary from state to state. Residential warranty information is provided by the respective manufacturers and is subject to change at any time.

CONSTRUCTION

FRAME CONSTRUCTION:

All frames are CNC cut from marine grade 18mm Baltic Birch plywood. This plywood is engineered for outdoor use. Frames are assembled with exterior grade adhesives and stainless steel fasteners.

FEET:

Exposed wood feet are made of Iroko and finished with Teak oil. This wood is naturally resistant to rot and decay. Iroko has a rich brown/gold color. Some styles incorporate a plastic foot where visibility is limited.

SUPPORT:

Interlaced polypropylene webbing provides support in all seat cushions. Sheet and strap webbing serves as support in the arms and backs.

BACK CUSHIONS:

Back and throw pillows are made of polyester fiber and wrapped in SMS (spun bond/melt blown/spun bond) waterproof ticking.

SEAT CUSHIONS:

Seat cushions are made of high resiliency polyurethane foam with a fiber wrap in a three-layer SMS waterproof ticking engineered for medical-grade use. The tick contains 6% UV additive. Seams are sonic welded by radio frequency to eliminate needle holes.

PADDING:

Seat deck, arm and back poly are made from open cell, reticulated foam. This foam is specially designed to allow moisture to escape and provide air flow providing superior dryness. Reticulated foam contains anti-microbial additives to help prevent mold and mildew.

FABRICS:

Base covers are made from an outdoor performance mesh fabric allowing the piece to breathe and moisture to escape to aid in quick drying. Slipcovers and upholstered pieces are wrapped in outdoor performance fabrics. All outdoor performance fabrics are UV and fade resistant and bleach cleanable.

Sunbrella Cleaning Tips: <https://www.sunbrella.com/how-to-clean-sunbrella-fabric>

Inside Out Cleaning Tips: <https://www.insideoutperformancefabrics.com/the-details>

Revolution Cleaning Tips: <https://revolutionfabrics.com/pages/revolution-cleaning-instructions>

MECHANISMS:

Outdoor swivels, swivel glider and pop-up sleeper mechanisms are powder or epoxy coated for durability. All bearings are stainless steel. Mechanisms are salt tested for 500 hours. Outdoor casters are zinc plated to prevent corrosion.

WEATHER COVERS:

Custom fit weather covers are available to help protect your furniture. See page 5 for pricing.

FABRIC INFORMATION

All outdoor performance fabrics are engineered to combine the highest level of design and performance. The easiest way to keep your outdoor upholstered furniture looking new is to brush off any excess debris or dirt from the fabric surface and to clean spills soon after they happen. These fabrics can be easily cleaned with a broad range of cleaners including soap and water, solvents, or diluted bleach.

Fade Stain
Resistant
Quick Stain
Drying Resistant

CAUTION:

Avoid scrubbing, hard bristle brushes or any other abrasive cleaning method.

NOTE: Each manufacturer of upholstery fabrics determines their warranty process for wearing quality, pilling, colorfastness of fabric or shrinkage. Timberwood does not honor adjustments, claims or credit for issues related to fabric performance. In addition, there is NO guarantee for dye lot matches from piece to piece or from fabric swatch to piece. Detailed information from the fabric upholstery manufacturer is available upon request.

Notes: _____



TIMBERWOOD[®]

YOU LIVE IT. YOU LOVE IT. WE CRAFT IT. *Lifestyles*

#MyTimberwoodStyle

FOR MORE INFORMATION CONTACT:

Trent Wright
(828) 312-9904

trent.wright@progressivefurniture.com



@timberwoodlifestyles



www.timberwoodlifestyles.com